

State Profile: Arkansas

R14CC and the Arkansas Department of Education (ADE) are collaboratively implementing projects to address high leverage problems such as student access to effective educators, supporting schools serving specific student populations, and building school district capacity to design school models aligned to parent choice. This profile provides a summary of these selected projects and an overview of state education statistics for Arkansas.

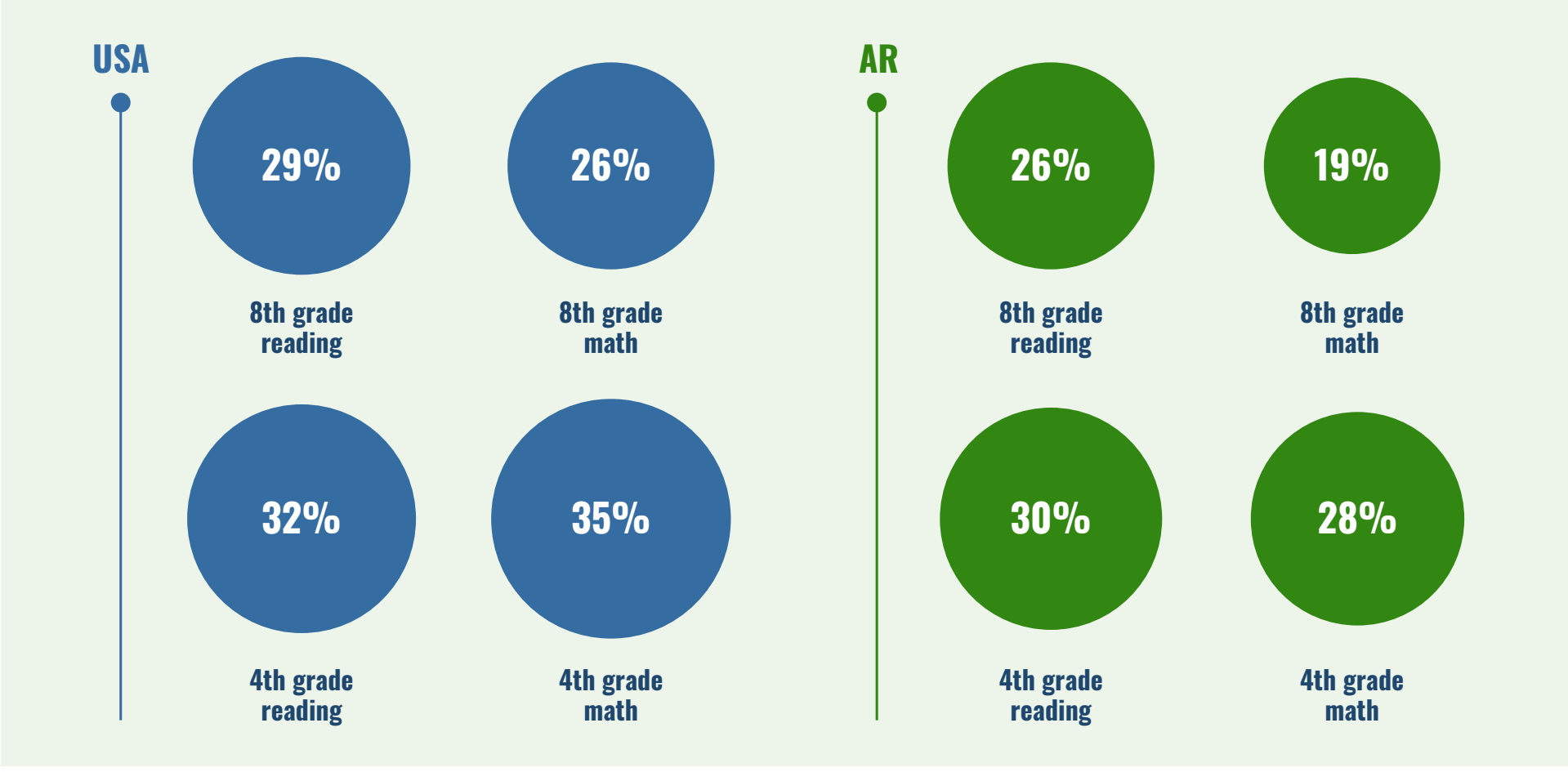
Selected Projects Conducted With ADE

Project 1	Project 2	Project 3
<p>Increasing Access to Effective Educators in Arkansas</p> <p>Summary Support the Arkansas Department of Education with the alignment of its programs in a talent development system and by strengthening the metrics for evaluating impact</p> <p>Sample Activities</p> <ul style="list-style-type: none"> Revise and strengthen the Teach Arkansas Goals to align with the Division of Elementary and Secondary Education's (DESE's) comprehensive strategic goals Analyze the data used to create the Workforce Stability Index (WSI) and recommend variables for inclusion that positively relate to workforce quality: Experience, Attainment, Licensure, and Retention Guide the Office of Educator Effectiveness (OEE) staff in articulating and documenting the core competencies, knowledge, and skills, and potential classroom roles of both the Lead and Master designations by developing an infographic that delineated the desired outcomes for those teachers Develop a Talent Management Alignment Workbook and corresponding Articulate module that can be used broadly by state education agencies (SEAs) to self-direct through the talent management alignment process 	<p>Supporting Arkansas's Special Schools in Becoming National Exemplars</p> <p>Summary Create one strategic plan for the Arkansas School for the Blind and Visually Impaired (ASBVI) and the Arkansas School for the Deaf (ASD) that is aligned with ADE's strategic plan</p> <p>Sample Activities</p> <ul style="list-style-type: none"> Support ASBVI with developing the literacy and staff and systems components of its strategic plan, including determining what data the school would collect to understand whether it was progressing toward the plan Support ASD with aligning its strategic plan to the foundational literacy focus of ADE's strategic plan by assisting ASD in selecting a literacy curriculum and implementing professional development for educators Train ASD leadership in literacy instruction, classroom observations, effective coaching, and making data-informed decisions Assist ASBVI with planning and rolling out a school climate and culture survey 	<p>Parent Choice Schools in Bentonville, Arkansas</p> <p>Summary Coordinate community needs sensing, shared communications strategies, and school design teams, which will inform Bentonville Schools' design, implementation, and communication plans to carry out two elementary school redesigns</p> <p>Sample Activities</p> <ul style="list-style-type: none"> Conduct community needs sensing with survey and focus groups and analyze data to inform design principles Facilitate virtual and in-person site visits with exemplar model schools Provide best practices and recommended tools for communications planning at the district and school level Draft a <i>Parent Choice Schools Playbook</i> to document best practices throughout this process including a case study with lessons learned, which may be shared with other districts, states, and regions

State Overview, 2021-22 School Year

Percentage of Students With NAEP Proficiency

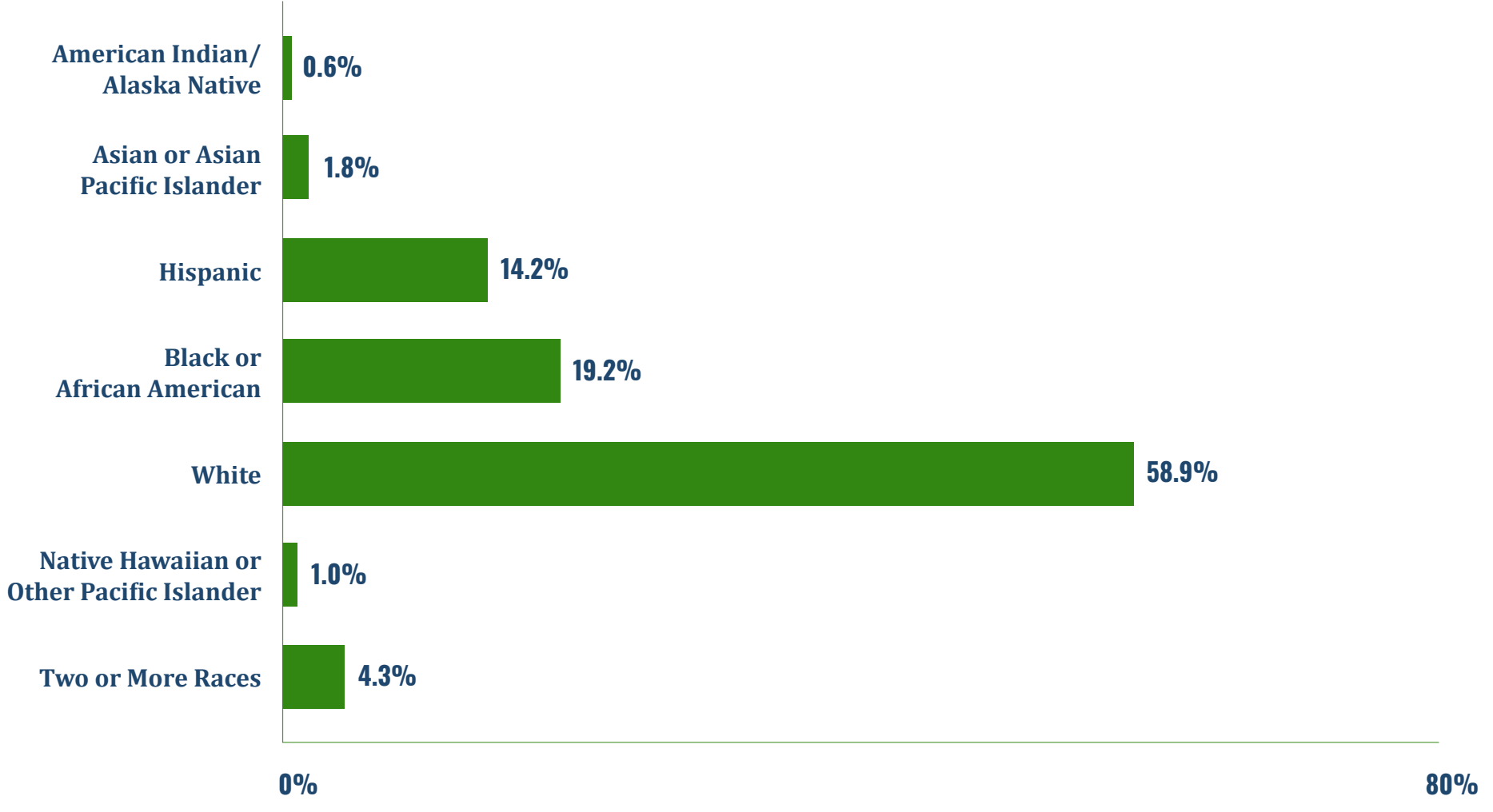
Results from the 2022 [mathematics](#) and [reading](#) assessments are based on nationally representative samples of fourth and eighth graders.



State Education at a Glance

	476,579 Total student enrollment		1,056 Number of public or open-enrollment charter schools
	281 Number of local education agencies (LEAs)		32,666 Number of teachers

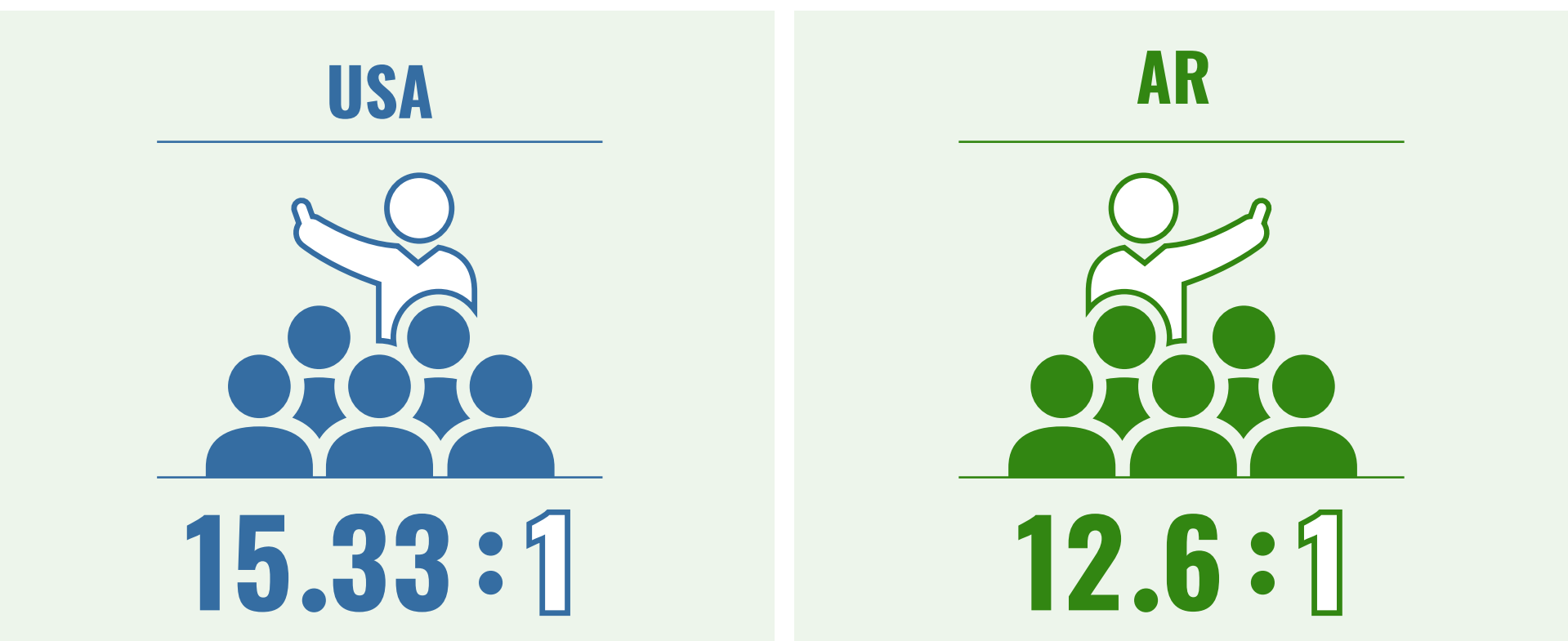
Percentage of Students by Race



Other Student Characteristics

13.4%	63.6%	8.0%
Students with disabilities	Economically disadvantaged	English learners

Pupil/Teacher Ratio



The contents of this document were developed under a grant from the Department of Education. However, the contents do not necessarily represent the policy of the Department of Education, and you should not assume endorsement by the Federal government.